


FRISTADS HIGH VISIBILITY CLOTHING SYSTEM

REACH THE HIGHEST SAFETY CLASS BY COMBINING YOUR GARMENTS

All high visibility garments are certified according to EN ISO 20471 and are divided into three different classes – 1, 2 and 3 – depending on how visible they are. Class 3 is the highest level of visibility.


In the Fristads High Visibility Clothing System we have co-certified our collections, so garments in class 1 or 2 can be combined in various ways to obtain a higher safety class.

We have created a quick-reference guide which conveniently shows how to combine your Fristads garments to obtain the requested visibility class. All garments have been given a specific code, based on type of garment and classification, for example U3 or T4. The code is shown as a symbol in the product information and in the CE label in the garment. This information is also available at fristads.com.



UPPER BODY (U)

Short or long sleeved garments with reflective tape on sleeves




WAISTCOAT (W)

Waistcoats/Short sleeved tops without reflective tapes on sleeves


OUR QUICK-REFERENCE GUIDE SHOWS ALL OPTIONS

Example: A high-vis T-shirt in class 2 (labelled U3) can be combined with a pair of craftsman trousers in class 2 (labelled T4) to obtain class 3 certification for the whole set.



TROUSERS* (T)

Trousers with long legs/Bib'n'Braces with reflective tape



SHORTS (S)

Shorts/Pirate trousers with reflective tape

	U1	U2	U3	U4	U5	U6	W1	W2
T1	1	1	2	2	2	3	2	3
T2	1	1	2	2	3	3	2	3
T3	2	2	2	3	3	3	3	3
T4	2	2	3	3	3	3	3	3
T5	2	3	3	3	3	3	3	3
T6	3	3	3	3	3	3	3	3
S1	1	1	2	2	2	3	2	2
S2	2	2	2	3	3	3	2	2

* Upper body (U) and Waistcoat (W) must be worn over the Bib'n'Brace to obtain class 2 or 3. If they are worn under, the Bib'n'brace itself determines the class.

THESE TABLES ARE ALSO AVAILABLE AT FRISTADS.COM